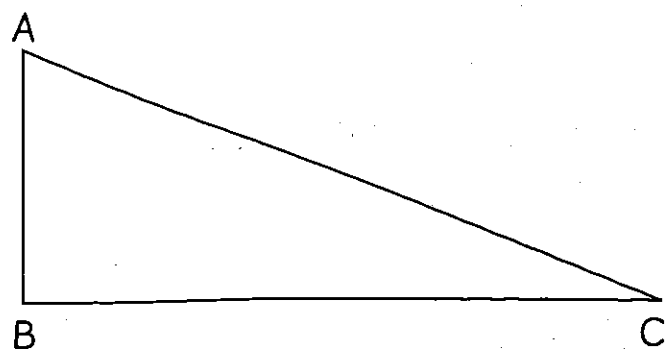


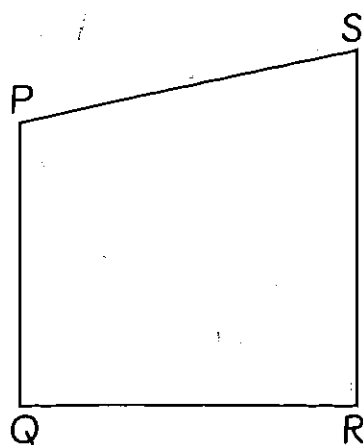
2 Name the sides that are perpendicular in each shape.

(a)



AB is perpendicular to BC


(b)



PQ is perpendicular to QR

QR is perpendicular to SR

(c)



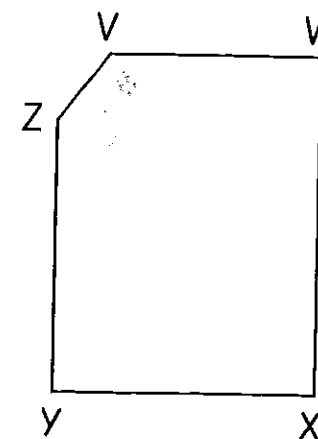
KL is perpendicular to LM

LM is perpendicular to MN

MN is perpendicular to NK

NK is perpendicular to KL

(d)



ZY is perpendicular to YX

XW is perpendicular to WV