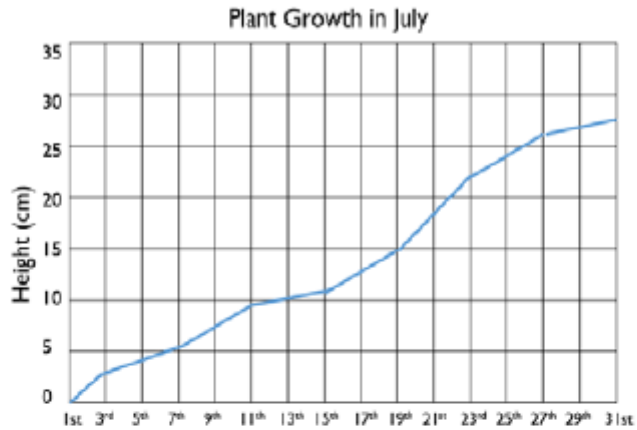


Jill has created a graph to track the growth of a plant in her house.



Jill recorded the following facts about the graph.

a) On the 9th of July the plant was about 9 cm tall.

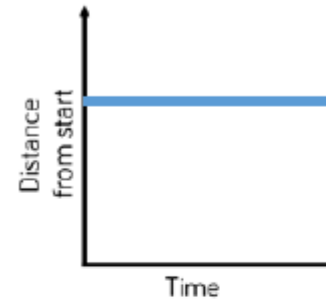
b) Between the 11th and 19th July the plant grew 5 cm.

c) At the end of the month the plant was twice as tall as it had been on the 13th.

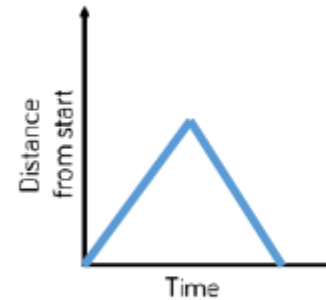
Can you spot and correct Jill's mistakes?



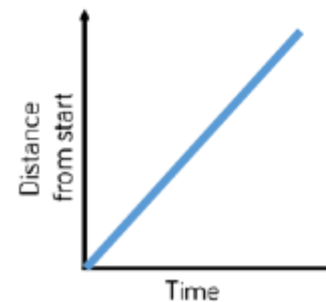
Match the graph to the activity.



A car travels at constant speed on the motorway.



A car is parked outside a house.



A car drives to the end of the road and back.