

BIRD BUDDIES



Matching Pairs Game



HOW TO PLAY

- 1** Shuffle all the cards. Lay them face down.
- 2** Decide who will go first.
- 3** The first player chooses a card and carefully turns it over. The player then chooses another card and turns it over.
- 4** If the two cards are a matching pair – for example two robins – then they take the two cards and start a pile. If the cards are not a match they are turned back over and it is now the next player's turn.
- 5** The next player then chooses their first card and turns it over. Then they choose a second card to turn over. If they make a matching pair, they keep the matching cards and start their own pile.
- 6** Players take it in turns, turning two cards over each, until there are no more cards left.
- 7** The winner is the one with the most cards at the end.



giving
nature
a home



House Sparrow



Starling



Blackbird



Blue Tit



House Sparrow



Starling




Blackbird



Blue Tit



Woodpigeon



Chaffinch




Robin



Great Tit



Woodpigeon



Chaffinch



Robin



Great Tit



Magpie



Song Thrush




Song Thrush



Magpie




Great BigHoo and Toodloo



Chick and Chickedy



Chick and Chickedy



Great BigHoo and Toodloo

