

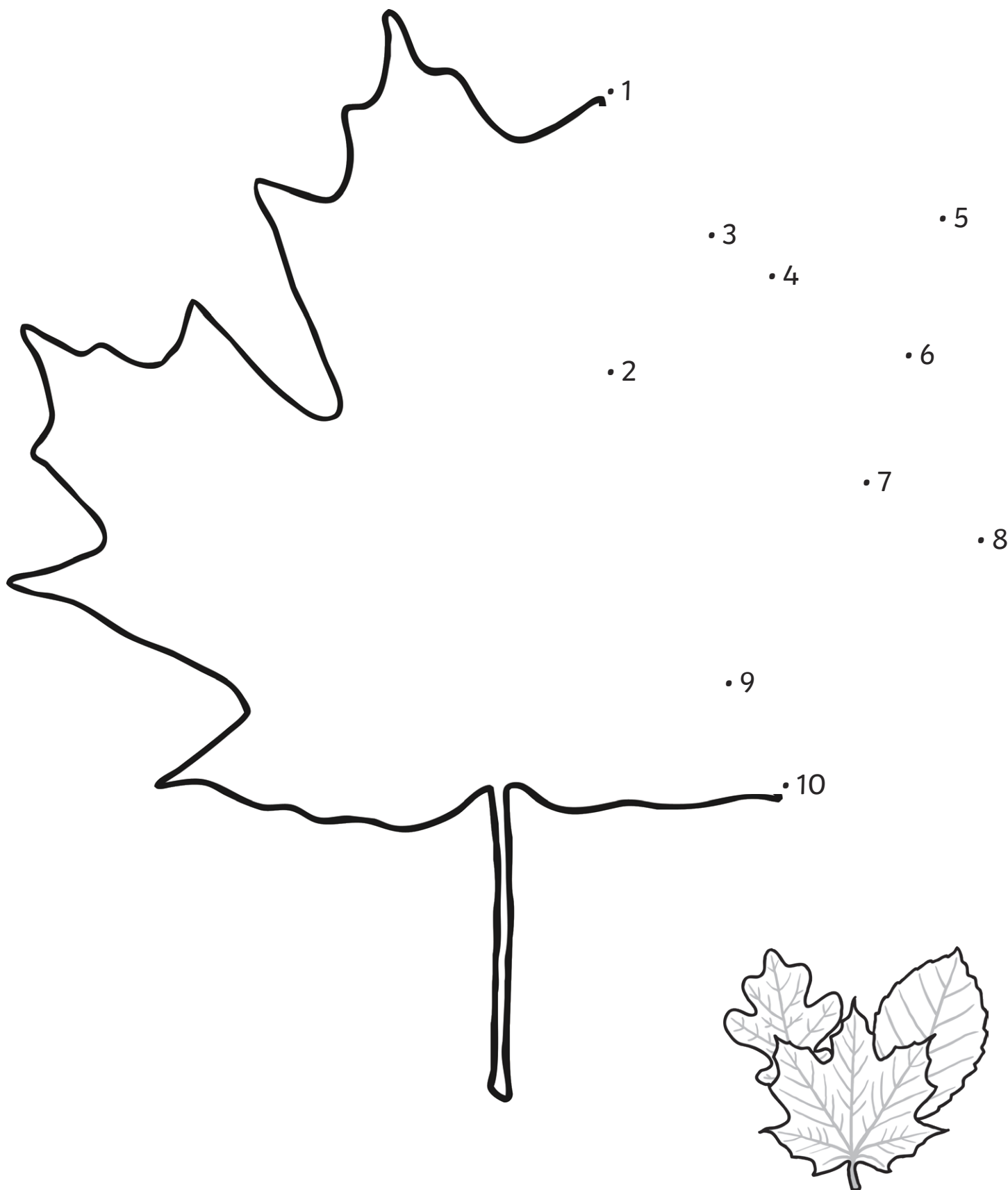
# EYFS Autumn-Themed Maths Activities

Name: \_\_\_\_\_



# Autumn Dot to Dot


Join the dots to reveal the full picture!



# Autumn Counting

Write the answers in the circles.



























# Autumn Addition

Write the answers in the circles.







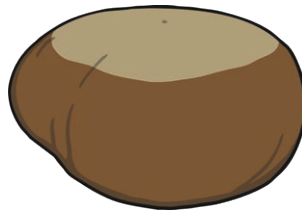
# Autumn Leaf Sequencing

Cut and stick the leaves into the correct places.



# Autumn Size Matching

Circle the picture that is the same size as the first picture.



# Autumn-Themed Colour by Number

1 = red ●

2 = orange ●

3 = brown ●


4 = green ●

5 = yellow ●




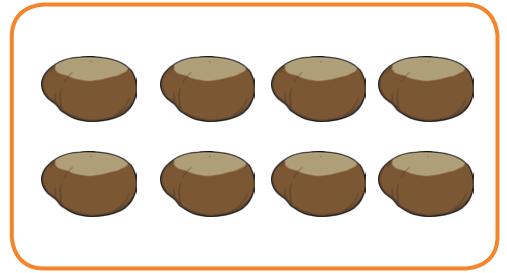

# Autumn-Themed Colour by Number

1 = red ●	2 = blue ●	3 = brown ●	4 = green ●	5 = yellow ●
-----------	------------	-------------	-------------	--------------



# Autumn Number Matching

Draw a line to connect the autumn trees with the correct number of objects.



# Leaf Checklist

1 big leaf




a squirrel




2 yellow leaves




5 bare trees




1 acorn




berries




4 green leaves




pine cone




3 brown leaves





1 conker



# All About My Leaf

This is my leaf.



The size of my leaf is...

large

medium

small



The colour of my leaf is...

red

orange

green

brown

purple

yellow

I like my leaf because...

---


---

---




# Symmetrical Leaf Drawing






Complete the leaves and colour them in.



# Autumn Block Graph



Colour a box for each item that you find.

6					
5					
4					
3					
2					
1					
					

1. Which object appeared the most?
2. Which object appeared the least?