

Autumn-Themed Literacy





Activity Booklet



Name:

Autumn Spot the Difference

Can you find the 6 differences in the pictures below? Put a circle around them when you find them. Colour the picture.



Leaf Pencil Control Pattern Activity



Autumn Writing Activity

Write some sentences about the autumn-themed picture.
Use the boxes at the top to help you.




sound it out



finger spaces




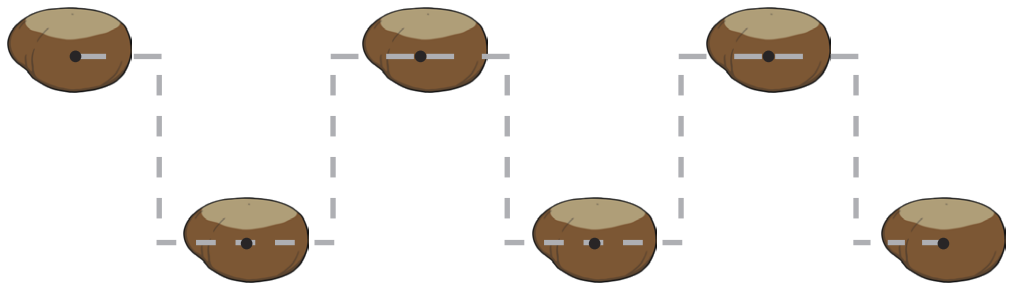



full stop




Autumn Connect the Dots Pencil Control Patterns

Carefully trace over the patterns to connect the dots on the pictures.
Can you finish each pattern?



Draw an autumn picture. Can you write some labels or a sentence about your picture?

Autumn Pattern Tracing Activity





Autumn-Themed Phase 2

Tricky Words

Read the tricky words. Then, colour the leaves using these clues:


I = **green** into = **brown** no = **orange** go = **red** the = **yellow** to = **purple**



Autumn-Themed Phase 2

CVC Words

Look around the garden for things you might see in autumn. Read the CVC words on each picture and colour the pictures in.



Autumn-Themed s, a, t, p, i, n

Colour by Phoneme

Colour the kites using the colours in the key.

Key:



s



a



t



p



i



n



Autumn-Themed m, d, g, o, c, k

Colour by Phoneme

Colour the scarecrow using the colours in the key.

Key:



m



d



g




o



c




k




Autumn-Themed Phase 2

Initial Sounds


Say the word. What initial sound can you hear? Colour in the correct one.



l m p



h t s



a c n



d o s



k t e




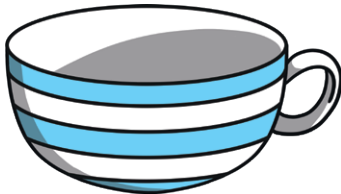
m p i

Autumn-Themed Phase 2







Say It, Join It, Write It

Look at the picture. Say the word. Join the letters to build the word then, write the word in the boxes.

say it



join it



write it

--	--	--

--	--	--

--	--	--

--	--	--

--	--	--

--	--	--