


Pancake Flip Game

Phase 4



Preparing to Play






You will need 1 to 4 players.

You will need to:





- cut out and prepare the pancakes;
- collect a spatula for each player.

- 1 Give each player a spatula.
- 2 Lay all pancake cards on the table with the consonant clusters face up.
- 3 The adult says the first cluster
- 4 Each player quickly searches for the consonant cluster. Once they find it, the player can flip it over.
- 5 Continue until all of the consonant cluster pancakes have been flipped over.



Pancake Flip Game



Pancake Flip Game



Pancake Flip Game



Pancake Flip Game

