


★ KS1 (Ages 5-7) ★
★ Home Learning ★
★ Activity Booklet ★





Contents

3	Pirate Word Search
4	Count, Draw and Colour
5	Space-Themed One Less
6	Pirate Prize Maze
7	Roll, Add and Colour
8	Counting in 10s Maze
9	Dinosaur Dot to Dot
10	Colour by Calculation
11	Animals and Babies Matching
12	Maths Mosaic
13	Unicorn One More and One Less
14	Design a Sports Kit
15	Dragon Vowel Maze
16	Glitter Unicorn Footprint Art
17	Pirate Eyepatch Craft
18	Make an Alien Spaceship
19	Dinosaur Pizza Toast
20	Cheese and Apple Pirate Ships
21	Apple Window Art
22	Answers

Pirate Word Search



f e v h s e a f l a g i
p y g c m j k c f q e d
o e c o t x w p f f c f
v p u m m r t i p s b e
d a c p g c e r b h f w
z t h a u c o a r i w w
p c p s x t a t s p d a
h h a s p o c e o u y l
l a r x g t l v g m r u
b t r t h p t a m l a e
x n o o e i h o o k v p
x g t v c r c o u a s v

pirate
hook
eye patch


map
treasure
compass
flag










ship
parrot
sea





Count, Draw and Colour






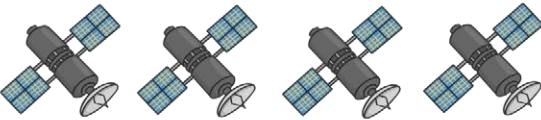




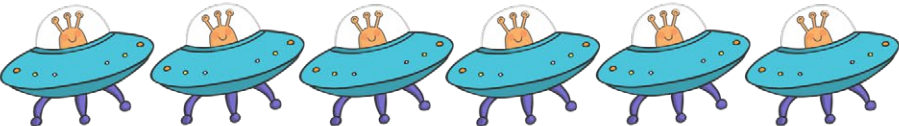




1. Draw 4 flowers  on the grass  .
2. Draw 2 baby piglets  rolling around in the mud.
3. Draw another cow  in front of the tractor  .
4. Draw 2 more ducks in the pond  .
5. Draw 3 more chickens  .
6. Draw 5 buckets  in the grass  .

Space-Themed One Less




Count the number of objects. Then, write the number that is one less in the circles.





Pirate Prize Maze

Use your finger to follow the lines and match the pirates with their prizes.




Roll, Add and Colour



1. Roll two dice.
2. Add the numbers together.
3. Colour the answer.

Two Player:

Each Player chooses a colour.
The winner is the one with
the most dinosaurs in their
colour at the end.



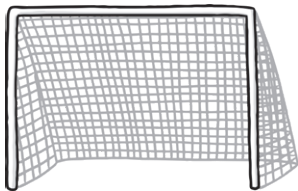


Counting in 10s Maze

Help the footballer to score a goal by finding the path through the maze counting back in tens from 160.




160	20	30	50	10	90	70		
150	<input type="text"/>	40	<input type="text"/>	20	<input type="text"/>	40		
140	40	50	60	70	30	60		
130	<input type="text"/>	60	<input type="text"/>	80	<input type="text"/>	80		
30	20	120	110	100	70	90	20	100
50	<input type="text"/>	50	<input type="text"/>	90	<input type="text"/>	100	<input type="text"/>	40
10	20	70	20	80	100	110	20	80
80	<input type="text"/>	80	<input type="text"/>	70	<input type="text"/>	120		
50	110	60	80	60	160	130		
90	<input type="text"/>	100	<input type="text"/>	50	<input type="text"/>	10		
20	50	90	10	40	30	20		



Dinosaur Dot to Dot



Join the dots in number order to reveal this fearsome dinosaur.



Colour by Calculation

Work out each sum on the dragon and colour the picture with the correct colours:

dark blue = 1 to 10 **yellow** = 11 to 20 **brown** = 21 to 30

green = 31 to 40 **light blue** = 41 to 50 **white** = 51 to 60

30 - 3

25 + 2

32 + 2

50 + 3

45 - 6

65 - 6

60 - 8

42 + 6

53 - 8

59 - 9

35 + 10

54 + 2

38 + 1

69 - 10

27 + 5

32 - 7

22 + 6

18 - 5

42 - 7

19 + 5

11 - 3

40 + 4

5 - 3

30 + 8

53 + 7

21 + 20

11 + 5

4 + 4

6 + 5

12 - 6

32 + 10

15 + 7

10 + 6

1 x 6

2 + 3

5 + 5













4 + 4

19 - 9

Animals and Babies Matching



Match each mother animal to their baby.





Maths Mosaic

Solve the calculations to reveal the hidden picture.
Each answer has a special colour.

12 = orange

10 = light blue

8 = green

6 = brown

20 = black

$20 \div 2$	$13 - 3$	2×5	$17 - 7$	2×3	$13 - 7$	$20 - 10$	1×10	$16 - 6$	$15 - 5$
$14 - 4$	$8 + 2$	$19 - 9$	$2 + 4$	$12 \div 2$	$20 - 14$	3×2	$4 + 6$	$9 + 1$	$18 - 8$
5×2	$16 - 6$	$2 + 8$	5×4	$9 - 3$	$6 + 0$	10×2	$50 \div 5$	5×2	$12 - 2$
$18 - 8$	10×1	$1 + 9$	3×2	$24 \div 2$	6×2	$1 + 5$	$7 + 3$	$2 + 8$	$10 + 0$
$5 + 1$	$9 - 3$	$4 + 2$	$13 - 7$	$12 \div 2$	2×3	$9 - 3$	$20 - 14$	3×2	$6 + 0$
$3 + 7$	$4 + 2$	$3 + 3$	$20 - 14$	$0 + 6$	$3 + 3$	$5 + 1$	3×2	$1 + 5$	$17 - 7$
$0 + 10$	$6 + 4$	$20 - 10$	$12 \div 2$	$10 - 4$	$2 + 4$	$6 - 0$	$19 - 9$	$8 + 2$	$11 - 1$
2×4	$3 + 5$	4×2	$1 + 5$	$9 - 3$	$13 - 7$	$3 + 3$	$5 + 3$	8×0	$10 - 2$
$1 + 7$	$16 - 8$	$2 + 6$	$19 - 7$	$3 + 5$	$10 - 2$	$15 - 3$	4×2	$16 - 8$	$12 - 4$
0×8	$12 - 4$	$8 + 4$	$6 + 6$	8×0	$1 + 7$	$9 + 3$	$10 + 2$	2×4	$7 + 1$


Unicorn One More and One Less



Count the number of objects. Then, write the number that is one more and one less in the boxes.

one less

one more


○  ○


○  ○

○  ○

○  ○

○  ○


○  ○

○  ○



Design a Sports Kit

Design your own sports kit using the template below.
It can be for a real sport, or you could make up your own!




Dragon Vowel Maze



This dragon has lost his mother! Can you help him to make his way through the maze by following the trail of vowels?
You can go up, down, left or right.



A	H	I	R	G	N	D	H	P	F	A	S	D
U	H	L	T	P	W	X	Z	J	R	E	N	M
O	I	U	E	O	Z	V	J	P	U	V	K	T
R	Z	F	Z	U	F	H	V	F	S	V	L	D
E	G	D	W	A	G	U	Z	L	Z	B	Q	E
T	K	C	J	I	R	A	W	O	E	Y	S	J
Y	L	N	P	E	Q	T	R	Y	D	W	X	U
O	U	J	Q	O	I	O	U	A	U	E	N	I
D	W	Y	C	V	X	Z	J	R	W	U	T	D
E	E	A	K	C	V	J	P	U	V	I	R	E
J	B	E	R	T	H	V	F	S	V	E	M	G
U	Y	B	N	S	U	Z	L	Z	B	I	A	E
G	N	D	H	P	A	W	O	E	Y	Z	Q	O





Glitter Unicorn Footprint Art

You will need:

Plain paper

Pink paint

Paintbrush

Black marker pen

Googly eyes

Glitter

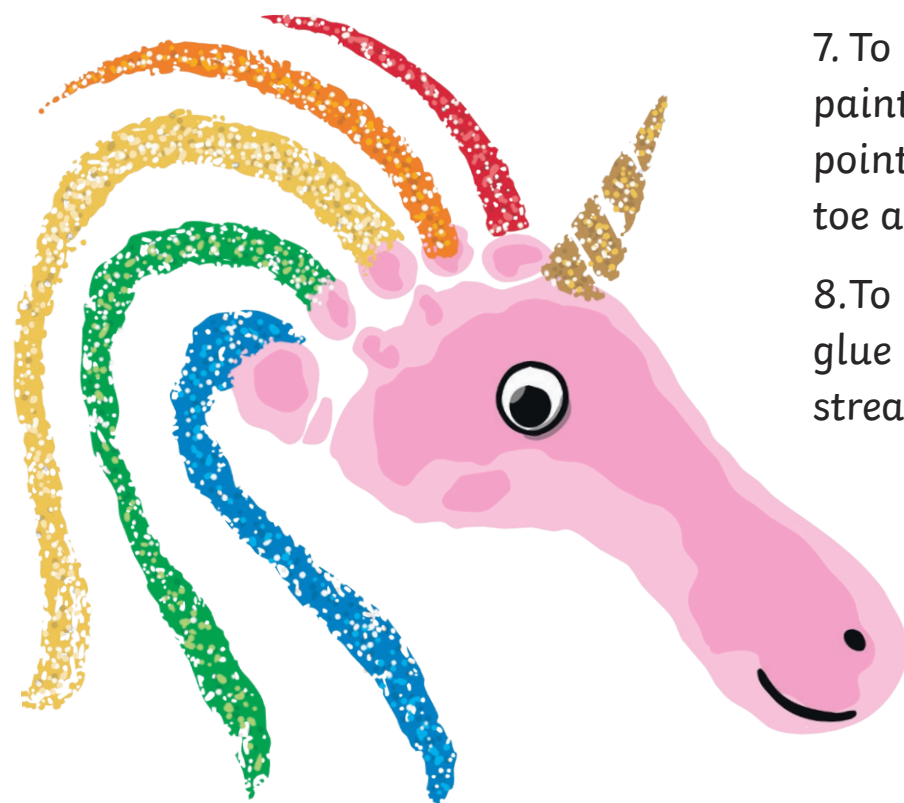
Glue

Instructions:

1. Use your left foot for this activity. Paint pink paint over the sole of your foot.
2. Orientate the paper so that the footprint will be diagonally across the paper with the heel pointing towards the bottom left hand corner of the paper and the little toe pointing upwards.
3. Quickly and firmly press your foot on to the plain paper.
4. Wait for the paint to dry.
5. Your heel will form the unicorn's nose and mouth. Use the marker pen to draw a dot for the nostril and a small curve for the smile.
6. Glue one googly eye on to the ball of the foot.

7. To form the unicorn's horn, paint or glue a cone shape pointing upwards from the little toe and sprinkle with glitter.

8. To make the unicorn's mane, glue outwards from the toes in streaks and sprinkle with glitter.



Pirate Eyepatch Craft



You will need:


Pirate eyepatch template

Black colouring pencil
or felt-tip pen

Scissors

Elastic or string

Sticky tape



Method

1. Colour in the pirate eyepatch template (provided). Remember to leave the skull and crossbones white.
2. Carefully, cut out the eyepatch.
3. Ask a grown-up to help you put holes in the eyepatch where the little circles are.
4. Get the elastic or string and put it around your head to work out how much you will need.
5. Then, thread this through the holes. This is a bit tricky, you might need a grown-up to help.
6. Use the sticky tape to keep the elastic or string in place.





Make an Alien Spaceship

You will need:

2 paper plates


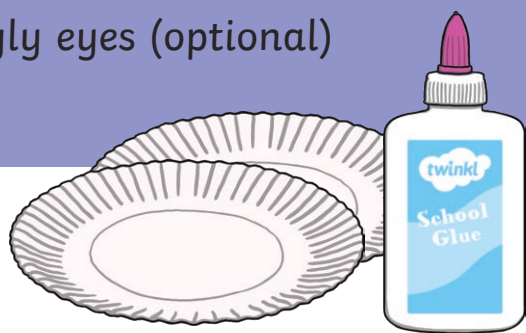
1 see-through plastic cup

2 small pieces of coloured card
(small enough to fit inside your cup)

Colouring pencils or felt-tip pens

Googly eyes (optional)


Glue



Method

1. Stick together the two pieces of card, leaving 2cm unglued at the bottom. Fold the unglued part to a 90° angle – this will stick to the paper plate later.
2. Draw an alien shape on one side of the card. Add details to your alien.
3. Cut around the alien shape.
4. Stick together your paper plates to create a saucer shape.
5. Use the bottom 2cm of card to stick your alien on top of the paper plates, using the fold to make the alien stand up.
6. Add glue to the rim of your plastic cup, place it over the alien and stick it to the paper plate.
7. Colour and decorate the paper plates to look like a spaceship.

Dinosaur Pizza Toast



Ingredients

sliced bread
tomato puree
grated or sliced cheese

Topping Suggestions

ham
chicken
spinach
pepperoni
peppers
sweetcorn

Equipment

grill
knife
teaspoon
biscuit cutter (optional)
baking tray

Method

1. Preheat the grill to a medium heat, ready for toasting.
2. Toast one side of the bread.
3. Remove from the grill and spread a teaspoon of tomato puree onto the not grilled side of the bread slice – use the back of the teaspoon to spread evenly.
4. Sprinkle grated cheese on top of the puree. (Avoid piling too high in the middle or too close to the edge.)
5. Add other toppings if needed.
6. Grill for 5-10 minutes until cheese has melted and begun to turn golden brown.
7. Remove from the grill – the cheese will be very hot.
8. Cut into dinosaur shapes (with the biscuit cutter if desired).
9. Place on a plate and enjoy!



Cheese and Apple Pirate Ships



Ingredients

6 red or green eating apples

250g cheddar cheese

Equipment

Knife

Cocktail sticks

Apple corer or apple slicer

Plain paper

Felt-tip pens

Scissors

Glue




Method

1. Wash and core the apples.
2. Cut the apples into quarters using a sharp knife. Take care when you are cutting the apples, ask an adult for help if you need it.
3. Cut the cheese into small cubes.
4. Slide the cubes of cheese, one at a time, on to a cocktail stick. This will be the mast of the ship.
5. Stick the cocktail stick and cheese into the apple ship.
6. Cut a small rectangle of paper for the pirate's flag. Design and decorate your own flag and fold it in half around the top of the cocktail stick.
7. Your cheese and apple pirate ships are now ready to enjoy!

Apple Window Art



Use this Apple Window Art activity at home to show thanks and appreciation for a teacher. Decorate your apple however you like, then display it on a window in your home so that passers-by and neighbours can see it.






Pirate Word Search

f	e	v	h	s	e	a	f	l	a	g	i
p	y	g	c	m	j	k	c	f	q	e	d
o	e	c	o	t	x	w	p	f	f	c	f
v	p	u	m	m	r	t	i	p	s	b	e
d	a	c	p	g	c	e	r	b	h	f	w
z	t	h	a	u	c	o	a	r	i	w	w
p	c	p	s	x	t	a	t	s	p	d	a
h	h	a	s	p	o	c	e	o	u	y	l
l	a	r	x	g	t	l	v	g	m	r	u
b	t	r	t	h	p	t	a	m	l	a	e
x	n	o	o	e	i	h	e	e	k	v	p
x	g	t	v	c	r	c	o	u	a	s	v

Space-Themed One Less

- | | | | |
|------|------|------|------|
| 1. 5 | 3. 8 | 5. 2 | 7. 4 |
| 2. 5 | 4. 0 | 6. 3 | 8. 5 |

Pirate Prize Maze

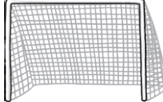




Counting in 10s Maze



		160	20	30	50	10	90	70	
		150	<input type="text"/>	40	<input type="text"/>	20	<input type="text"/>	40	
		140	40	50	60	70	30	60	
		130	<input type="text"/>	60	<input type="text"/>	80	<input type="text"/>	80	
30	20	120	110	100	70	90	20	100	
50	<input type="text"/>	50	<input type="text"/>	90	<input type="text"/>	100	<input type="text"/>	40	
10	20	70	20	80	100	110	20	80	
80	<input type="text"/>	80	<input type="text"/>	70	<input type="text"/>	120			
50	110	60	80	60	160	130			
90	<input type="text"/>	100	<input type="text"/>	50	<input type="text"/>	10			
20	50	90	10	40	30	20			



Colour by Calculation

Math problems scattered throughout the scene:

- 65 - 6
- 42 + 6
- 53 - 8
- 59 - 9
- 54 + 2
- 60 - 8
- 7 × 6
- 2 + 3
- 45 - 6
- 5 + 5
- 32 + 10
- 38 + 1
- 50 + 3
- 11 + 5
- 12 - 6
- 69 - 10
- 4 + 4
- 6 + 5
- 19 - 9
- 27 + 5
- 32 + 2
- 40 + 4
- 5 - 3
- 10 + 6
- 22 + 6
- 30 - 3
- 25 + 2
- 18 - 5
- 40 + 4
- 10 + 6
- 22 + 6
- 42 - 7
- 11 - 3
- 19 + 5
- 30 + 8
- 32 - 7
- 21 + 20
- 15 + 7
- 53 + 7




Answers

Maths Mosaic


20 ÷ 2	13 - 3	2 × 5	17 - 7	2 × 3	13 - 7	20 - 10	1 × 10	16 - 6	15 - 5
14 - 4	8 + 2	19 - 9	2 + 4	12 ÷ 2	20 - 14	3 × 2	4 + 6	9 + 1	18 - 8
5 × 2	16 - 6	2 + 8	5 × 4	9 - 3	6 + 0	10 × 2	50 ÷ 5	5 × 2	12 - 2
18 - 8	10 × 1	1 + 9	3 × 2	24 ÷ 2	6 × 2	1 + 5	7 + 3	2 + 8	10 + 0
5 + 1	9 - 3	4 + 2	13 - 7	12 ÷ 2	2 × 3	9 - 3	20 - 14	3 × 2	6 + 0
3 + 7	4 + 2	3 + 3	20 - 14	0 + 6	3 + 3	5 + 1	3 × 2	1 + 5	17 - 7
0 + 10	6 + 4	20 - 10	12 ÷ 2	10 - 4	2 + 4	6 - 0	19 - 9	8 + 2	11 - 1
2 × 4	3 + 5	4 × 2	1 + 5	9 - 3	13 - 7	3 + 3	5 + 3	8 × 0	10 - 2
1 + 7	16 - 8	2 + 6	19 - 7	3 + 5	10 - 2	15 - 3	4 × 2	16 - 8	12 - 4
0 × 8	12 - 4	8 + 4	6 + 6	8 × 0	1 + 7	9 + 3	10 + 2	2 × 4	7 + 1


Animals and Babies Matching





Unicorn One More and One Less


one less **one more**


1  3


6  8

4  6

0  2

5  7

3  5

2  4

Dragon Vowel Maze

A	H	I	R	G	N	D	H	P	F	A	S	D
U	H	L	T	P	W	X	Z	J	R	E	N	M
O	I	U	E	O	Z	V	J	P	U	V	K	T
R	Z	F	Z	U	F	H	V	F	S	V	L	D
E	G	D	W	A	G	U	Z	L	Z	B	Q	E
T	K	C	J	I	R	A	W	O	E	Y	S	J
Y	L	N	P	E	Q	T	R	Y	D	W	X	U
O	U	J	Q	O	I	O	U	A	U	E	N	I
D	W	Y	C	V	X	Z	J	R	W	U	T	D
E	E	A	K	C	V	J	P	U	V	I	R	E
J	B	E	R	T	H	V	F	S	V	E	M	G
U	Y	B	N	S	U	Z	L	Z	B	I	A	E
G	N	D	H	P	A	W	O	E	Y	Z	Q	O